

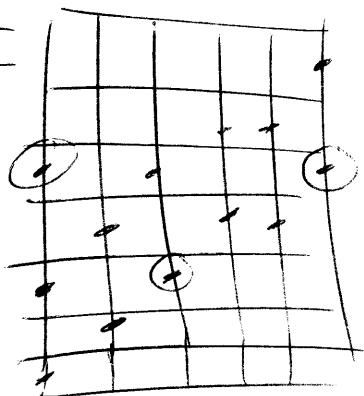
# Guitar Shapes & Scales for A Train

D7(#11)

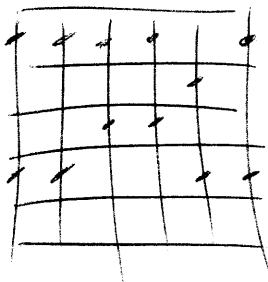
Whole tone from D

CΔ → E-pentatonic

VIII



VII



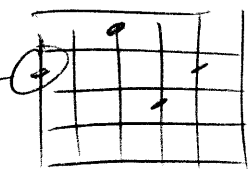
CΔ (6)

D-7

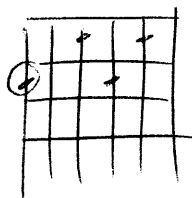
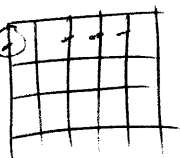
D#dim

C/E

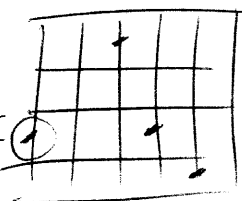
VIII



X



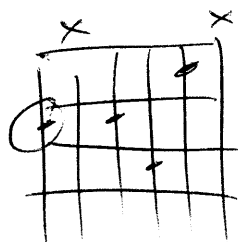
XII



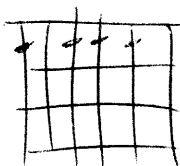
(E-7)

D7(#11)

X



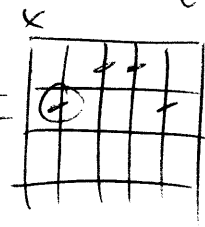
XII



FΔ (6, 9)

E-(6)

VIII



VII

